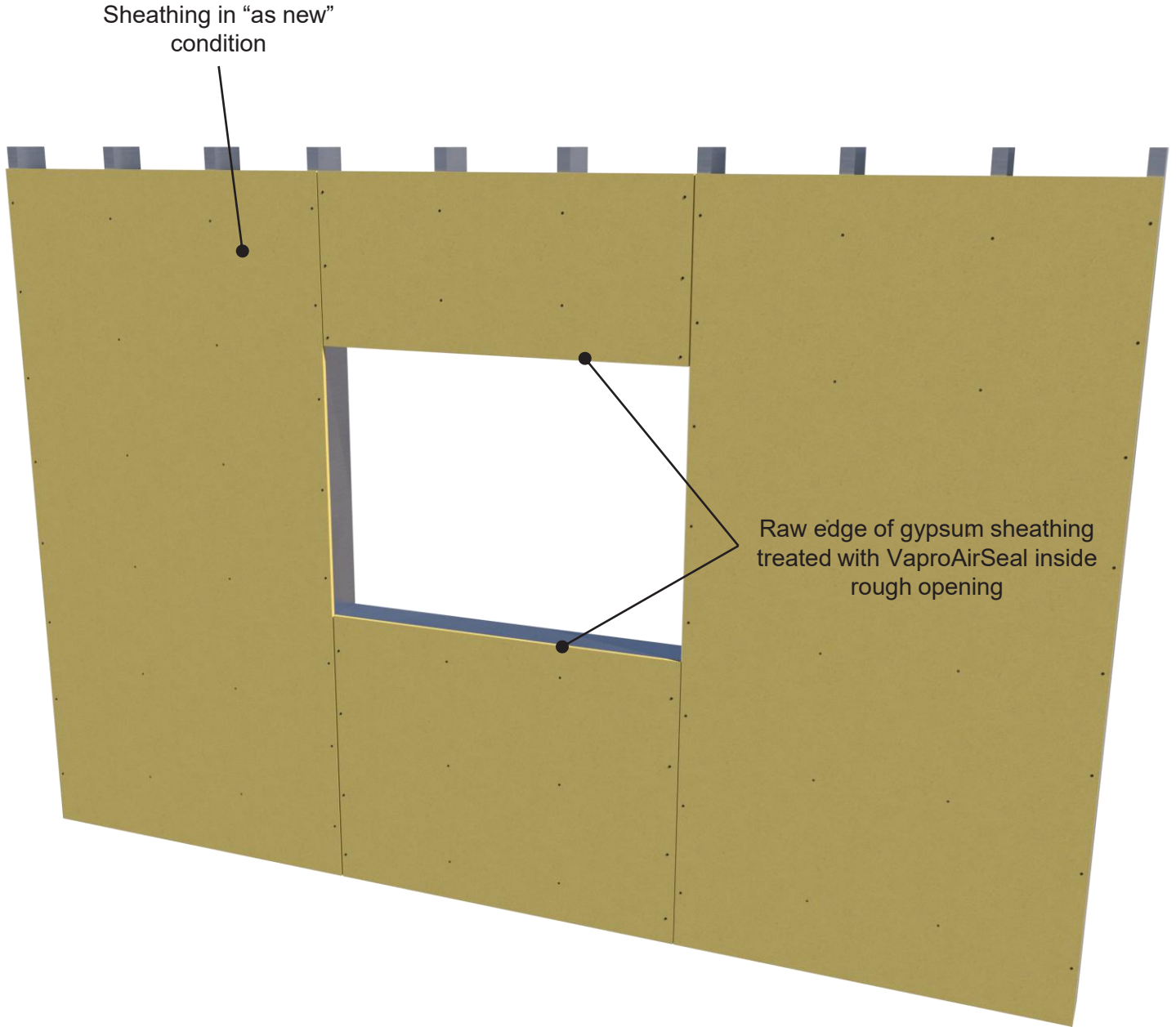


Step 1: VaproLiqui-Shield RO
 Sequence with VaproLiqui-Flash
 (<1/4" Seams)



VAPROLIQUI-SHIELD[™]
VAPROLIQUI-FLASH[™]
VAPROAIRSEAL[™]

PRODUCT DESCRIPTION
 VaproLiqui-Shield is a fluid-applied vapor permeable water resistive (WRB) air barrier (AB)
 VaproFlashing SA is an air, water, and vapor barrier flashing with an aggressive pressure sensitive adhesive that does not require a primer
 VaproLiqui-Flash is a liquid applied, vapor permeable, waterproof, air barrier flashing system component for window and door rough openings.

DISCLAIMER
 Detail sketch is generic, representing suggested best practices for VaproShield materials, and does not represent a specific job site condition and therefore may not be applicable to certain projects. Detail sketch is designed for use as a reference and must be approved by the designer/ consultant of record for each project prior to installation by the subcontractor. Changes and approvals of VaproShield details are the sole responsibility of the designer/consultant of record. VaproShield is **not** the designer of record for building enclosure details and takes no responsibility for the accuracy or interpretation of actual project site conditions.

DRAWN BY: AR

DATE: 12/19/25

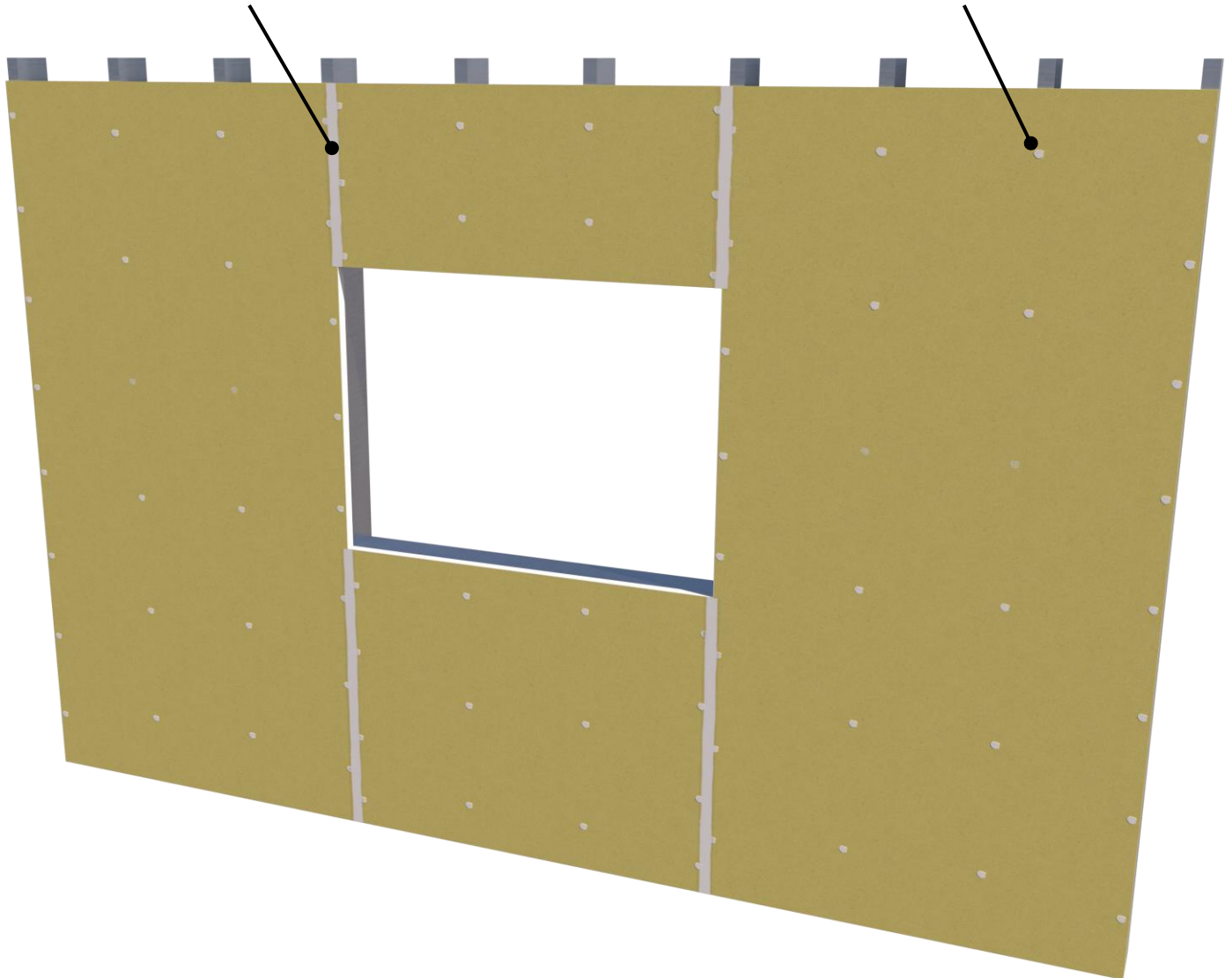
REF: 352

Always check www.VaproShield.com for the latest details and installation instructions

Step 2: VaproLiqui-Shield RO
 Sequence with VaproLiqui-Flash
 (<1/4" Seams)

Seams less than 1/4" wide should be tooled flush with VaproAirSeal

Fastener penetrations should be tooled flush with VaproAirSeal



VAPROLIQUI-SHIELD[™]
VAPROLIQUI-FLASH[™]
VAPROAIRSEAL[™]

PRODUCT DESCRIPTION

VaproLiqui-Shield is a fluid-applied vapor permeable water resistive (WRB) air barrier (AB)

VaproFlashing SA is an air, water, and vapor barrier flashing with an aggressive pressure sensitive adhesive that does not require a primer

VaproLiqui-Flash is a liquid applied, vapor permeable, waterproof, air barrier flashing system component for window and door rough openings.

DISCLAIMER

Detail sketch is generic, representing suggested best practices for VaproShield materials, and does not represent a specific job site condition and therefore may not be applicable to certain projects. Detail sketch is designed for use as a reference and must be approved by the designer/ consultant of record for each project prior to installation by the subcontractor. Changes and approvals of VaproShield details are the sole responsibility of the designer/consultant of record. VaproShield is **not** the designer of record for building enclosure details and takes no responsibility for the accuracy or interpretation of actual project site conditions.

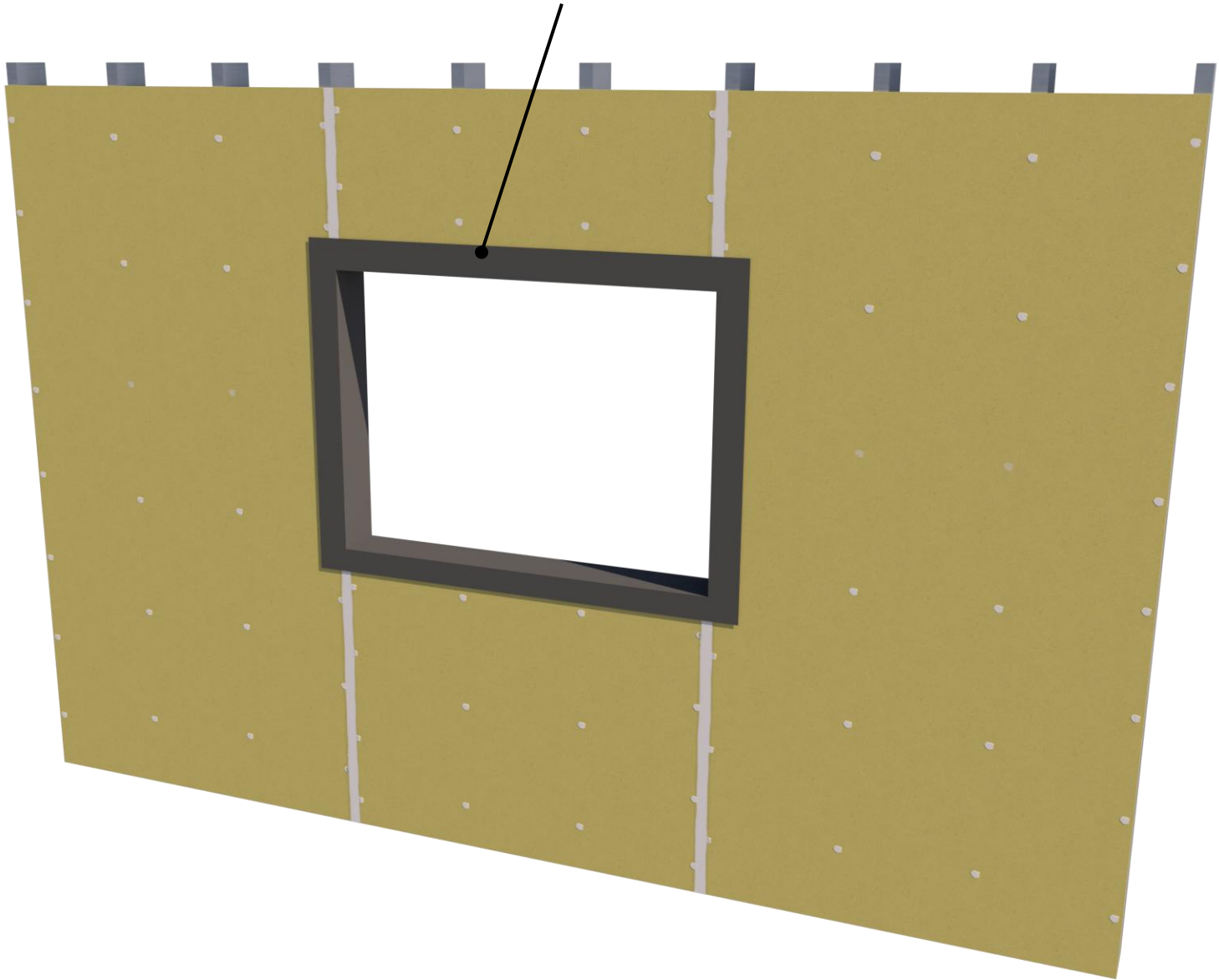
DRAWN BY: AR

DATE: 12/19/25

REF: 352

Always check www.VaproShield.com for the latest details and installation instructions

VaproLiqui-Flash full coverage inside rough opening and 3" onto face



VAPROLIQUI-SHIELD[™]
VAPROLIQUI-FLASH[™]
VAPROAIRSEAL[™]

PRODUCT DESCRIPTION

VaproLiqui-Shield is a fluid-applied vapor permeable water resistive (WRB) air barrier (AB)

VaproFlashing SA is an air, water, and vapor barrier flashing with an aggressive pressure sensitive adhesive that does not require a primer

VaproLiqui-Flash is a liquid applied, vapor permeable, waterproof, air barrier flashing system component for window and door rough openings.

DISCLAIMER

Detail sketch is generic, representing suggested best practices for VaproShield materials, and does not represent a specific job site condition and therefore may not be applicable to certain projects. Detail sketch is designed for use as a reference and must be approved by the designer/ consultant of record for each project prior to installation by the subcontractor. Changes and approvals of VaproShield details are the sole responsibility of the designer/consultant of record. VaproShield is **not** the designer of record for building enclosure details and takes no responsibility for the accuracy or interpretation of actual project site conditions.

DRAWN BY: AR


DATE: 12/19/25

REF: 352

Always check www.VaproShield.com for the latest details and installation instructions

Step 4: VaproLiqui-Shield RO
 Sequence with VaproLiqui-Flash
 (<1/4" Seams)

Apply VaproLiqui-Shield by roller, brush, or VaproShield approved spray equipment, maintaining a 20-mil wet film thickness. VaproLiqui-Shield may be applied in either a horizontal or vertical orientation. Maintain the same application direction for the entire installation.



Overlap onto details by minimum 2" to maintain air barrier continuity.

VAPROLIQUI-SHIELD[™]
VAPROLIQUI-FLASH[™]
VAPROAIRSEAL[™]

PRODUCT DESCRIPTION

VaproLiqui-Shield is a fluid-applied vapor permeable water resistive (WRB) air barrier (AB)
 VaproFlashing SA is an air, water, and vapor barrier flashing with an aggressive pressure sensitive adhesive that does not require a primer
 VaproLiqui-Flash is a liquid applied, vapor permeable, waterproof, air barrier flashing system component for window and door rough openings.

DISCLAIMER

Detail sketch is generic, representing suggested best practices for VaproShield materials, and does not represent a specific job site condition and therefore may not be applicable to certain projects. Detail sketch is designed for use as a reference and must be approved by the designer/ consultant of record for each project prior to installation by the subcontractor. Changes and approvals of VaproShield details are the sole responsibility of the designer/consultant of record. VaproShield is **not** the designer of record for building enclosure details and takes no responsibility for the accuracy or interpretation of actual project site conditions.

DRAWN BY: AR

DATE: 12/19/25

REF: 352

Always check www.VaproShield.com for the latest details and installation instructions