


Step 1: VaproLiqui-Shield RO
 Sequence with VaproFlashing SA
 (<1/4" Seams)

Sheathing in "as new" condition



VAPROLIQUI-SHIELD[™]
VAPROFLASHING SA[™]
VAPROAIRSEAL[™]

PRODUCT DESCRIPTION

VaproLiqui-Shield is a fluid-applied vapor permeable water resistive (WRB) air barrier (AB)
 VaproFlashing SA is an air, water, and vapor barrier flashing with an aggressive pressure sensitive adhesive that does not require a primer

DISCLAIMER

Detail sketch is generic, representing suggested best practices for VaproShield materials, and does not represent a specific job site condition and therefore may not be applicable to certain projects. Detail sketch is designed for use as a reference and must be approved by the designer/ consultant of record for each project prior to installation by the subcontractor. Changes and approvals of VaproShield details are the sole responsibility of the designer/consultant of record. VaproShield is **not** the designer of record for building enclosure details and takes no responsibility for the accuracy or interpretation of actual project site conditions.

DRAWN BY: AR

DATE: 11/20/25

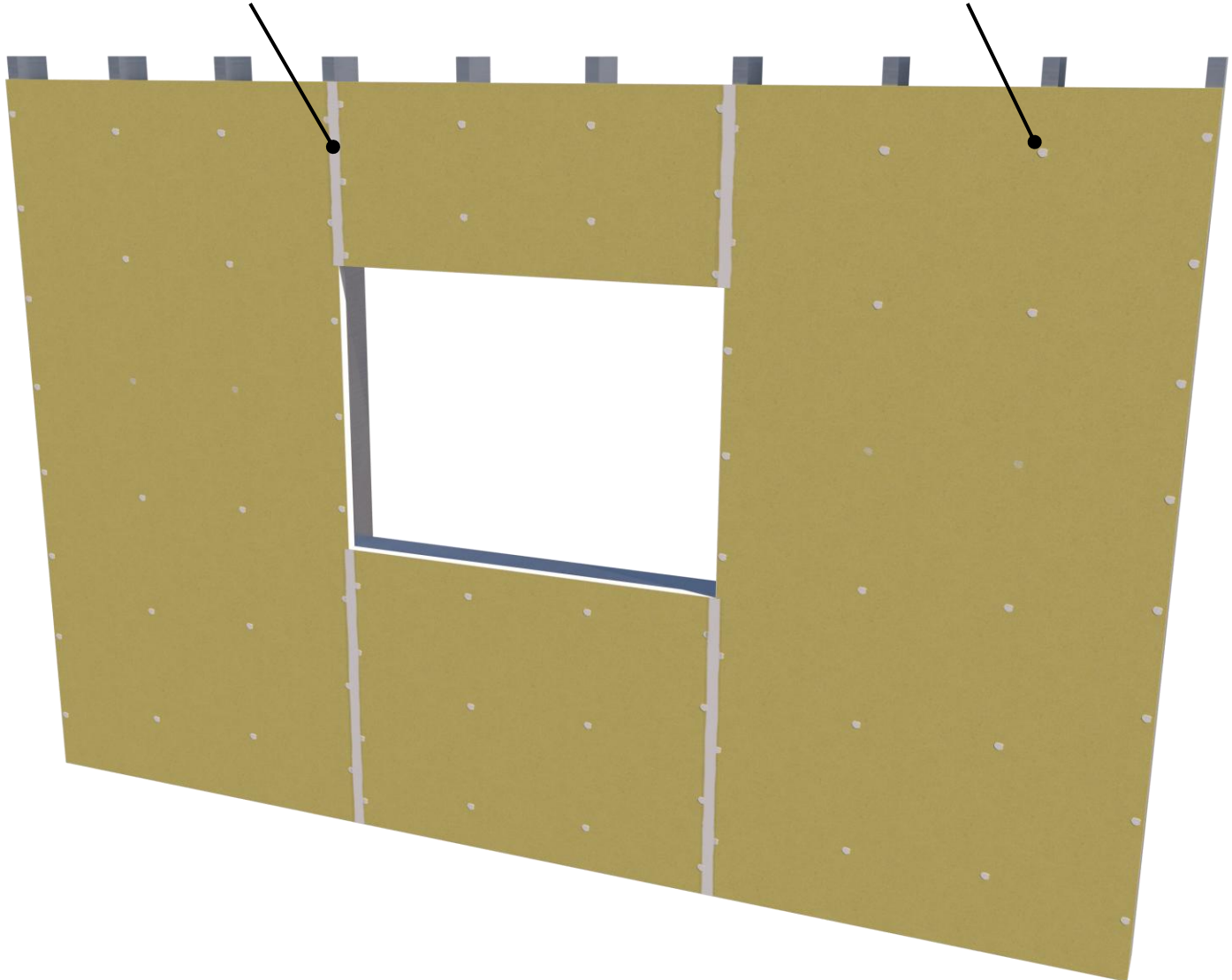
REF: 349

Always check www.VaproShield.com for the latest details and installation instructions

Step 2: VaproLiqui-Shield RO
 Sequence with VaproFlashing SA
 (<1/4" Seams)

Seams less than 1/4" wide should be tooled flush with VaproAirSeal

Fastener penetrations should be tooled flush with VaproAirSeal



VAPROLIQUI-SHIELD[™]
VAPROFLASHING SA[™]
VAPROAIRSEAL[™]

PRODUCT DESCRIPTION
 VaproLiqui-Shield is a fluid-applied vapor permeable water resistive (WRB) air barrier (AB)
 VaproFlashing SA is an air, water, and vapor barrier flashing with an aggressive pressure sensitive adhesive that does not require a primer

DISCLAIMER
 Detail sketch is generic, representing suggested best practices for VaproShield materials, and does not represent a specific job site condition and therefore may not be applicable to certain projects. Detail sketch is designed for use as a reference and must be approved by the designer/ consultant of record for each project prior to installation by the subcontractor. Changes and approvals of VaproShield details are the sole responsibility of the designer/consultant of record. VaproShield is **not** the designer of record for building enclosure details and takes no responsibility for the accuracy or interpretation of actual project site conditions.

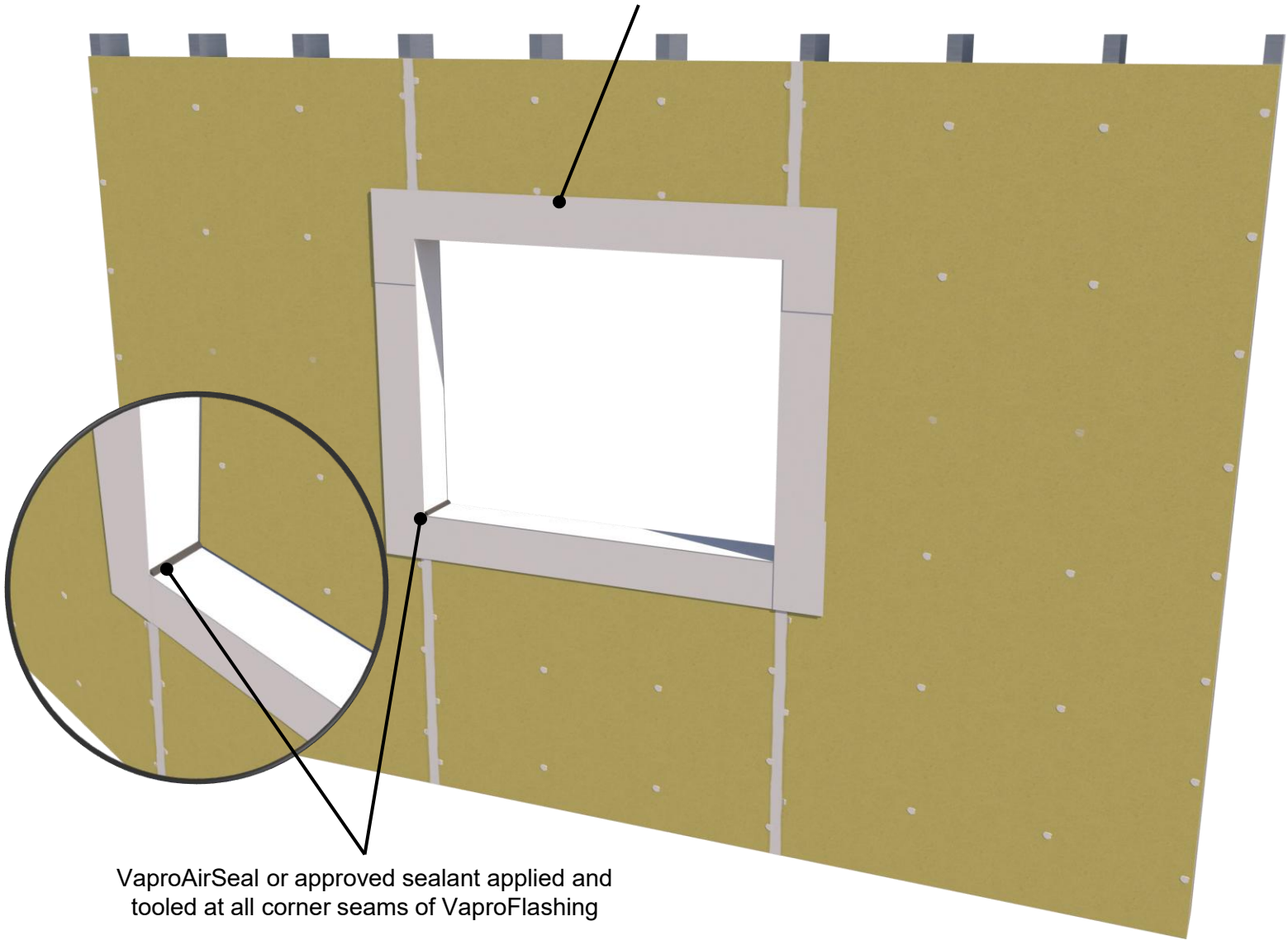
DRAWN BY: AR

DATE: 11/20/25

REF: 349

Always check www.VaproShield.com for the latest details and installation instructions

VaproFlashing SA Self-Adhered properly shingled; applied directly to sheathing
VaproFlashing SA should extend into rough opening enough to maintain air and water barrier continuity.



VaproAirSeal or approved sealant applied and
 tooled at all corner seams of VaproFlashing

VAPROLIQUI-SHIELD[™]
VAPROFLASHING SA[™]
VAPROAIRSEAL[™]

PRODUCT DESCRIPTION
 VaproLiqui-Shield is a fluid-applied vapor permeable water resistive (WRB) air barrier (AB)
 VaproFlashing SA is an air, water, and vapor barrier flashing with an aggressive pressure sensitive adhesive that does not require a primer

DISCLAIMER
 Detail sketch is generic, representing suggested best practices for VaproShield materials, and does not represent a specific job site condition and therefore may not be applicable to certain projects. Detail sketch is designed for use as a reference and must be approved by the designer/ consultant of record for each project prior to installation by the subcontractor. Changes and approvals of VaproShield details are the sole responsibility of the designer/consultant of record. VaproShield is **not** the designer of record for building enclosure details and takes no responsibility for the accuracy or interpretation of actual project site conditions.

DRAWN BY: AR


DATE: 11/20/25

REF: 349

Always check www.VaproShield.com for the latest details and installation instructions

Step 4: VaproLiqui-Shield RO
 Sequence with VaproFlashing SA
 (<1/4" Seams)

Apply VaproLiqui-Shield by roller, brush, or VaproShield approved spray equipment, maintaining a 20-mil wet film thickness. VaproLiqui-Shield may be applied in either a horizontal or vertical orientation. Maintain the same application direction for the entire installation.



Overlap onto details by minimum 2" to maintain air barrier continuity.

VAPROLIQUI-SHIELD[™]
VAPROFLASHING SA[™]
VAPROAIRSEAL[™]

PRODUCT DESCRIPTION
 VaproLiqui-Shield is a fluid-applied vapor permeable water resistive (WRB) air barrier (AB)
 VaproFlashing SA is an air, water, and vapor barrier flashing with an aggressive pressure sensitive adhesive that does not require a primer

DISCLAIMER
 Detail sketch is generic, representing suggested best practices for VaproShield materials, and does not represent a specific job site condition and therefore may not be applicable to certain projects. Detail sketch is designed for use as a reference and must be approved by the designer/ consultant of record for each project prior to installation by the subcontractor. Changes and approvals of VaproShield details are the sole responsibility of the designer/consultant of record. VaproShield is **not** the designer of record for building enclosure details and takes no responsibility for the accuracy or interpretation of actual project site conditions.

DRAWN BY: AR

DATE: 11/20/25

REF: 349

Always check www.VaproShield.com for the latest details and installation instructions